




V614 Tow Cart

Tow Cart Configurations

Features

Turns on itself!


Minimum radius turns for tight operations



Compact!

V610 Measures only 64"x 42" (182x106cm)


V614 Measures only 64"x 46" (182x117cm)
(V614 has wider wheels)



Low height!

V610 Minimum height 11.25" (28.5cm)

V614 Minimum height 15" (38cm)



High base!

2" (5cm) open space under frame

Ideal for easy hangar rail crossings

Same Tow Cart - 2 possible configurations

Ultra Compact!

Ultimate compatibility with helicopters & planes



V614 for REGULAR height operations:

Tow cart equipped with 13"(33cm) wheels

Min. available height for slide-in: 15"(38cm)

Tows up to 18 000lbs (8 200kg)

Shown used with AT45 regular height attachment system



V610 for LOW height operations:

Tow cart equipped with 10"(25cm) wheels

Min. height for slide in: 11.25" (28.5cm)

Tows up to 18 000lbs (8 200kg)

Shown used with AT46 low bar attachment system

Advantages:

Compact: This tow cart model was designed in a compact format to be transported aboard helicopters from base to base. It fits easily into a B205 or B412 cabin.

Environment: Operations within hangars performed in complete silence and in fume free air.

Speed: Tow carts can be operated at a very slow speed for delicate maneuvers into hangars, up to a brisk walking pace for long distances. The tow carts can initiate movement without triggering extensive helicopter blade movement.

Joystick

Fun & Precise Joystick control!

Immediate response action
User friendly system

Variable speed adjustment
Safety guides protected



Compatibility & Attachments

A single attachment works for most helicopters!

AT45 for the V614, or AT46 for the V610
Fast and easy to set up
Safe and truly universal to all skid diameters



Other specific attachments can be used, such as:

AT44 for R44,
AT120 for EC120, or
AT47 to attach on vertical skids,
AT412 to attach on skid "O" rings.

V614 and V610 Easily tow
Wheeled helicopters and planes
Such as an Agusta 109 or King Air
With OATL hook option



OATL (Option)

Brakes

V600 series are set up on permanent braking mode that is triggered as soon as throttle is released.

Power

Impressive power and traction!

4 x Wheel drive,
4 x 300 watts motors (de-rated for more traction)
High quality motors & controller,

Battery charger included (115/230v)
Continuously monitors battery charge level

Operates with 12 volts deep cycle batteries
Qty 6, Group 40, Lead-Acid, 40 amps hour
Dimensions: 7.75"x6.63"x6.88" (197x168x175mm)
Battery type readily available worldwide.

Traction

High quality Pneumatics for great traction

V610 with 10" (25cm) pneumatic wheels
V614 with 13" (33cm) pneumatic wheels

Auxiliary Power Unit

Use the tow cart as an APU!

OPSL (option)
Option Power Supply



Lift

Remote controlled electrical lift
Lift operated by its own
300 watts motor

Equipped with quick connect head

Telescopic electric lift is operated
by its own 300 watts motor.



Controller

High quality units that provide exceptional precision and unsurpassed reliability.