



V500 Tow Cart

Heavy Duty Luxury Helicopter Tow Cart



Built for Intensive Use:
Impressive traction
Extensive helicopter compatibility

Optimized capabilities:
Tows up to 16 000lbs / 7 300 kg
Tows skid & wheel equipped helicopters
Triple duty! Towing, Power Supply* & Luggage Carrier

Features :



Accessories & Luggage compartments



Main Safety Switch & Power Supply Switch



Wheeled aircraft attachment



*Power Supply Cables (Option)



Cable storage section



Night Lights

Including Helitowcart Popular Features:

- 4-Wheel drive,
- 100% pneumatic surface contact,
- High quality motors & controller,
- Quick connect lift plate for changing attachment kit in seconds
- V500 can PUSH & PULL up to 16 000lbs / 7 300kg.
- It can LIFT the helicopter front up to 5 000lbs / 2 200kg.


V500 Luxury Advantages :

- Higher battery capacity (longer range & APU output)
- Used with or without foldable arm
- Gas cylinders equipped covers
- Widest carriage surface
- Night Lights

Lift system :



Heavy duty electrical lift with additional mechanical extension.




Remote controlled electrical lift

Movement control system :

New

Two Operation modes:

- *Joystick hand held with handle bar folded unto tow cart, with 10' (2.5m) of cable, or*
- *Joystick resting securely on stretched handle bar.*



New

Joystick operated movement




(Shown with hand held operated joystick)



(Shown with joystick resting on handle bar)

Mechanics :



Heavy duty frame, traction system & lifting system

Electrical :

*Traction provided by 4x 300watts motors
Lift power by 1x 300 watts motor*

115/230volts battery charger included

Requires 4 batteries. (not included)

*Type: 12 volts, deep cycle,
lead acid (wet, gel or agm)*

Size: Group 27,

Note: Batteries commonly known as "Marine"