





Options


<p>OPS: Option Power Supply (APU kit) This Popular Option allows operators to use the tow cart as an Auxiliary Power Unit (APU) in addition to towing.</p>  <p>Kit includes: High quality cables & Safety switch</p> <p>For V201 & V404, kit includes basket for cables.</p>	<p>OWC: Option Winter Cables These winter cables provide extra traction on ice & snow. They are designed to prevent damage to hangar floor while maintaining sufficient grip on ice.</p>  <p>Kit includes: 4 cable rings. Each wide traction wheel requires 2 rings.</p>	<p>OWK: Option Weight Kit Weight blocks to increase traction on V201 & V404. Provides extra traction for tail heavy helicopters. Much appreciated for winter operations. These blocks are inserted into tow cart cabinet and fit to maintain streamline look.</p>  <p>V201: 146 lbs/66 kg V404: 170 lbs/77 kg Color: Black</p>
--	---	--

Attachments - Standard

<p>AT44 For: Robinsons</p>		<p>Helicopter ball slides into the attachment block. Sliding-in aluminum bar locks ball into place. The AT44 attachment block is very safe. Should the operator not aim correctly, the ball hits the wide block first, thus preventing damage to helicopter belly.</p>
<p>AT45 / AT46 For: Most helicopter models</p>		<p>The AT45 attachment system adapts to all skid tube diameters and shapes and holds helicopter tightly. It comprises of a yellow central support bar, a pair of 45 degree adjustable tip bars, complete with cranking system, cups and straps. Tips are designed to slid in/out of the central bar, thus allowing for easy adjustment should the tow cart be positioned off center. The AT46 is a low version of this unit to fit the low V610.</p>

Attachment -Specific needs

**AT45 / AT46
Accessories**



Regular Central bar

Cups:

- ATCups-S Small for Enstroms
- ATCups-M Medium for most heli. (Standard)
- ATCups-L Large for Bell205, B212, B412
- ATCups-SL Slanted for EC120

Central Bars:

AT45 Extra Bar-REG Regular Bar :
40"/102cm (Standard)


AT45 Extra Bar-XL Extra Long Bar :
60"/152cm for Bell205, B212, B412

Large Med Small




Slanted

AT44R



AT44R




AT44R shown with AT44

For R44 on permanent floats. The AT44R is an attachment device designed to provide help jacking the R44 from the rear. The AT44 can be set up on top of the AT44R so that only end blocks need to be taken off when towing from the front of the helicopter (see picture).

****Important:** This device can only be used with the V204 tow cart model. This device is not designed for towing the helicopter.

AT47

For:
EC135, 145, BK117
*i.e. helicopters that
require attachment
to vertical struts



The AT47 allows a fast set-up, adapts to most skid tube diameters and shapes and holds the helicopter tightly. The system is actually triple axle to match specific helicopter needs. It comprises of the yellow central support bar, a pair of inverted 45 degree adjustable angle bars, complete with cranking system, cups and straps.

AT120


For:
EC120



AT120 block attaches to the central bar under the cabin. This popular block is a favorite with EC120 operators. The unit is locked by tightening with a clamping system.

AT412

For:
B412 with
Pop-Out floats



The AT412 tips have been developed for Bell helicopters equipped with pop out floats. This attachment tip is inserted into the AT45 system. It locks to the loop ring on the skid. The AT412 requires the use of the AT45. It is used as an addition to this system.

**Tow Hook
for PLANES**

OATL for V614



**OAT for
V90, V102, V201, V204, V404**



Tow carts can be used to tow planes. Tow hooks were developed for this application. The operator hooks his own aircraft tow bar (not included) to the tow cart hook for easy ground handling.